

KILL RATS WITHOUT POISON



This proven exterminator won't kill Livestock, Pets or Poultry—Gets Rats Every Time. K-R-O is made from Red Squill, a raticide recommended by U.S. Dept. Agr. (Bul. 1533) Ready-Mixed, 35¢ and \$1.00; Powder, 75¢. All Druggists. Results or Your Money Back. K-R-O Company, Springfield, O.

K-R-O KILLS RATS ONLY

WE WANT Every Sufferer to have this TRIAL TUBE

This special Ointment is used by the McCleary Sanitarium in the treatment of Hemorrhoids (Piles) and other rectal afflictions. Now you may use it in your home. We do not expect it to give lasting results when conditions call for the services of a competent rectal physician, but it is wonderfully soothing and has brought relief to thousands. A large Trial Tube is yours for 10c to cover postage and incidental charges.

MCCLEARY Sanitarium & Clinic
438A Elms Blvd. Excelsior Springs, Mo.

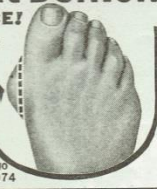
Help Kidneys

Clean Out Poisonous Acids

Your Kidneys contain 9 million tiny tubes or filters which may be endangered by neglect or drastic, irritating drugs. Be careful. If functional Kidney or Bladder disorders make you suffer from Getting Up Nights, Nervousness, Loss of Pep, Leg Pains, Rheumatic Pains, Dizziness, Circles Under Eyes, Neuralgia, Acidity, Burning, Smarting or Itching, don't take chances. Get the doctor's guaranteed prescription Cystex, the most modern advanced treatment for these troubles. \$10,000.00 deposited with Bank of America, Los Angeles, California, guarantees that Cystex must bring new vitality in 48 hours and make you feel years younger in one week or money back on return of empty package. Telephone your druggist for guaranteed Cystex (Siss-Tex) today.

Reduce That BUNION STOP PAIN AT ONCE!

Pain stops almost instantly! Then blessed relief. Fairfoot gradually reduces painful, ugly bunions. Enables you to wear regular shoes. No cumbersome appliances. No messy salves. Used on over 2,000,000 feet since 1897.



FreeProof Write for free trial treatment. Fairfoot Products Co., Chicago 1223 S. Wabash Ave., Dept. 2974

Big Profits in Candy Making!
\$200 First 3 Months, reports Miss Whitehead; Mrs. Philley made \$8 in 3 days! Learn at home of famous teacher. Making and sales equipment furnished. Write for names of 500 successful pupils, descriptive booklet and 10¢ Sales Sheet. **Free!**
American School of Home Economics, 824 E. 58th St., Chicago

HAND KNITTING—LOWEST PRICES FREE
For Sport Suits—Gests—Dresses—600 Samples
J.C. YARN CO., (Dept. N.4), 111 Spring St., N.Y.

WOOD FIBRE FLOWERS
They look and feel natural. Easy to make and sell—simple pictured directions show you. This is the biggest business in the world. Write **FLOWEREMIS**, PO-1351 COTTAGE GROVE, CHICAGO.

HAPPY RELIEF FROM PAINFUL BACKACHE

Caused by Tired Kidneys

Many of those gnawing, nagging, painful backaches people blame on colds or strains are often caused by tired kidneys—and may be relieved when treated in the right way.

The kidneys are Nature's chief way of taking excess acids and poisonous waste out of the blood. Most people pass about 3 pints a day or about 3 pounds of waste.

If the 15 miles of kidney tubes and filters don't work well, poisonous waste matter stays in the blood. These poisons may start nagging backaches, rheumatic pains, lumbago, leg pains, loss of pep and energy, getting up nights, swelling, puffiness under the eyes, headaches and dizziness.

Don't wait! Ask your druggist for Doan's Pills, used successfully by millions for over 40 years. They give happy relief and will help the 15 miles of kidney tubes flush out poisonous waste from the blood. Get Doan's Pills.

No Closed Season for Moths

Concluded from page 25

woolens washed, or dry-cleaned, and moth-proofed before storing for the summer. Materials that are free from eggs and larvae, but are not moth-proofed, should be wrapped securely in strong paper or boxes and made air tight by sealing all openings with gummed tape, as they are liable to infestation.

MOTHS are usually more difficult to eradicate than from clothing. Go over your furniture regularly with your hand vacuum or cleaner attachments and pay careful attention to the seams, folds and trimmings of the upholstery, under cushions, and at the bottom where moths are likely to enter the padding. Mohair in particular, needs close attention. Take plenty of time to do the dusting thoroughly. Because moths are attracted to soiled spots, remove stains with a non-flammable solvent. Moths may be working undisturbed in the dark, confined places under your lovely slip covers; frequently remove the covers in warm weather, dust the furniture, and carefully vacuum the upholstery.

Spraying the furniture coverings with an effective moth-proofing solution offers excellent protection if the work is done well and carefully. This work may be done at home with one of the reputable products, or experts may be engaged who will come into the home and moth-proof the furniture and floor coverings, relieving you of all worry concerning moth disaster. Routine care will always win the battle with moths, and an ounce of prevention is worth many times its

weight in caring for upholstered furniture. If moths do get under the covering of your furniture, the wisest course is to have the furniture treated by a reliable company that is prepared to fumigate it effectively.

CLEAN your rugs and carpets thoroughly with the vacuum cleaner as a moth-preventive measure. Systematically clean strip after strip of the rug in one direction and then repeat the process in the opposite length or width of the rug. Often change the position of your furniture so that a heavy, low piece such as a sofa or couch, does not remain in one place for weeks, because these dark places are exactly the spots that moths appropriate. Rug pads that are moth-proofed are also of enormous help in reducing the hazards from these household enemies. Before storing floor coverings, have them well cleaned and use plenty of moth-proofing compound or a fumigant and wrap them in strong paper or put them in a tightly closed box or other container.

Many good moth-control products may now be had that are designed to give protection for the numerous articles in the home that moths attack. Buy products from reliable dealers only and use them exactly according to the directions on the package. Moth-proofing sprays should repel or cause the destruction of the moth, be without objectionable odor, and be of a type that will not discolor nor injure the fabric; they should also saturate evenly and adhere to the material and not be injurious to humans either by contact or by breathing; naphthalene or paradichloro-benzene that give off a strong vapor have a deadly effect on the moth if they are used in airtight containers and in sufficient quantity. Containers that release strong vapors are available for use in closets or chests.

Tatted Alphabet

Continued from page 24

C—*Make a ring of (4 double knots, picot) 3 times, 4 double knots, close; (4 double knots, picot) twice, 4 double knots, repeat from * 4 times; (ring, 4 double knots, picot, 4 double knots) 3 times; (ring, 4 double knots, picot, 4 double knots) 9 times; ring, 4 double knots, picot, 4 double knots, fasten in 3d picot of last ring made, 4 double knots, picot, 4 double knots, fasten in 2d picot of same ring; (2 double knots, picot, 2 double knots, fasten in next picot) 8 times, (3 double knots, picot, 3 double knots, fasten in next picot) 4 times, (2 double knots, picot, 2 double knots, fasten in next picot) 5 times, 4 double knots, picot, 4 double knots, fasten in end picot, (4 double knots, picot) twice, 4 double knots, fasten off at starting point.


D—*Make a ring of (4 double knots, picot) 3 times, 4 double knots, close; chain 4 double knots, picot, 4 double knots; repeat from * 5 times; ring, (4 double knots, picot) twice, 4 double knots; 3 rings and chains as at first; ring, (4 double knots, picot) twice, 4 double knots; 5 rings and chains as at first; ring, (4 double knots, picot) twice, 4 double knots; 4 rings and chains as first made, fastening 3d picot of last ring to 2d picot of 1st ring and last chain to 3d picot of 1st ring; chain 4 double knots, picot, 4 double knots, and fasten off at starting point. Fasten thread to picot of last ring made, chain 4 double knots, fasten into

picot of 2d ring made; (4 double knots, picot, 4 double knots, fasten into next picot) 5 times, 2 double knots, fasten in next picot, (4 double knots, picot, 4 double knots, fasten into next picot) twice, (4 double knots, fasten in next picot) twice, (4 double knots, picot, 4 double knots, fasten in next picot) 5 times, (4 double knots, fasten in next picot) twice, (4 double knots, picot, 4 double knots, fasten in next picot) twice, fasten off.

E—*Make a ring of (4 double knots, picot) 3 times, 4 double knots, close; chain 4 double knots, picot, 4 double knots; repeat from * 3 times; ring, (4 double knots, picot) twice, 4 double knots, fasten in 3d picot of last ring, (4 double knots, picot, 4 double knots, fasten in 3d picot of last ring, (4 double knots, picot) twice, 4 double knots, fasten in 3d picot of last ring, (4 double knots, picot) twice, 4 double knots, fasten in 2d picot of same ring, (4 double knots, picot, 4 double knots, fasten in next picot) 3 times; 4 double knots, fasten in next picot; 4 double knots, picot, 4 double knots, fasten in next picot; 4 double knots, ring fastening to picot of middle ring at back of letter; (4 double knots, picot, 4 double knots, ring) twice; 4 double knots, picot, 4 double knots, fasten in 3d picot of last ring, 4 double knots, picot, 4 double knots, fasten in 2d picot of same ring; continue with chains, as for lower part of letter, to the starting point, and fasten off.

Tatted Alphabet continued in a forthcoming issue

This Much More Exclusively in a SHELVADOR



LOOK

- MORE BEAUTY
- ECONOMY + CONVENIENCE
- USABLE SPACE + ACCESSIBILITY

EXCLUSIVELY IN

GROSLLEY ELECTRIC REFRIGERATORS

Stoves AT FACTORY PRICES!

SALE CATALOG—FREE
Nearly 200 Styles and Sizes of Heaters, Ranges, Furnaces at Factory Prices. Easy Terms—as little as 15¢ a day—Year to Pay. More Bargains than in 20 Big Stores. New styles, new features, new colors. 30 days free trial—360 days approval test—24-hour shipments. The Kalamazoo Stove Co., Manufacturers, 651 Rochester Avenue, Kalamazoo, Michigan.

Over 1,100,000 Satisfied Users 37 Years in Business Write for FREE Catalog

A Kalamazoo Direct to You!

YARN Send for 600 Free Samples! Shetland, \$2.20, Boucle, Novelty Yarns, Pompadour, Ombre, Knitting Yarns, etc. All postpaid. **DORANNE YARN**, (Dept. D. 6), 150 Nassau St., N.Y.

YARN AT TREMENDOUS SAVINGS Boucle 1.25 lb. FREE SURPRISE GIFT OFFER! FREE instructions & sample book 10¢! colors; just out **STYLE FLASH** 28 new models FREE—write **WOOL TRADING CO.** Estab. 1920 370 Grand St., Dept. H, New York City

Here's How I Get 10 WINDOW SHADES for the Price of One!



15¢ CLOPAYS END SHABBY SHADE NUISANCE

"I GET 10 lovely CLOPAYS for the price of a \$1.50 cloth shade—and I like CLOPAYS better! They look as good as the costliest and give two years' wear and more! And I can replace soiled shades without hurrying my pocketbook!" No wonder millions are buying 15¢ CLOPAY Window Shades. They hang beautifully. Made of patented fibre material that does not crack or pinhole. And only 15¢, mind you! Charming patterns and solid colors. See them in leading 5c and 10c and neighborhood stores. For FREE color samples, write to CLOPAY CORPORATION, 1243 Dayton Street, Cincinnati, Ohio.

HOME ARTS

APRIL
1937

NEEDLECRAFT

TEN
CENTS



Wedding Gifts

Concluded from page 7

turning the edges a little beyond the indicated line and working the knot stitch all around as if topping a hem.

DESK Blotter: Cut two strips of light-weight flexible cardboard the exact size of the embroidered panels, measuring from the edge turns. Pencil around mounts on lining material and cut about one-half inch beyond. Turn edges on pencil lines and press, press damask in same way and top-sew together over mounts, holding in place with pins. Use sewing thread matching color of damask and take tiny straight stitches that will sink into the texture, making sure covering fits mount snugly. Edge all around with double knot stitch.

For back cover a heavier cardboard twelve and one-fourth by nineteen inches on both sides with sateen and top-sew a panel to each end. Finish with knot stitch across top and bottom between panels.

PORTFOLIO: Get two eleven by fourteen and one-fourth inch paste-board panels one-sixteenth inch thick for covers. Cover on both sides with outing flannel, gluing it lightly in place. Do not overlap edges.

Tatted Alphabet

Continued from April issue

F—Follow the directions for the letter E, omitting the lower arm.

G—Make foundation as for letter C, omitting two side rings. Attach thread to side picot of last ring made, 4 double knots, picot, 4 double knots, leave tiny space to attach picot; 4 double knots, picot, 4 double knots, ring, fastening 1st picot in space allowed and 2d picot in picot where thread was attached; (4 double knots, picot, 4 double knots, ring with picots fastening to previous ring and to main structure) twice; 4 double knots, picot, 4 double knots, fasten to 3d picot of last ring made, 4 double knots, picot, 4 double knots, fasten to corner picot of main structure.

Cut lining with penciled outlines (as described for desk blotter). Turn edges of damask and lining and cover mounts. Close on three sides, leaving backs open.

Make back or hinge strip width desired (finish about one inch), allowing a full half inch additional on both long sides. Baste side edges of damask and lining together flat, turn in ends to exact length of covers and knot-stitch. Insert sides under turns of open backs and back-stitch securely, then cover with knot stitch. To finish, working from the inside, turn edge of lining and sew to cover hinge seams.

BOX: This wood box, measuring three and one-half by six and one-half inches and two and one-fourth inches in depth, is useful for pen and pencils, or for cigarettes.

Cover with outing flannel. Do not lap corners or bring flannel close to edges.

Having embroidered motifs on cover and all the double parallel lines, press and cut with one-half inch allowance for corner seams and edge turns. (Do not work edges until mounted on box.) Top-sew corners. Do knot stitch along turned edges, then slip on box. If fit is not snug, remove and apply a second layer of flannel on the box, then glue edges of the damask slips to cover and base. Knot-stitch all edge turns and seams.

The inside of the box may be left unfinished, shellacked or painted in a color to harmonize with the embroidery.

H—*Make a ring of (4 double knots, picot) 3 times, 4 double knots, close; 4 double knots, picot, 4 double knots, repeat from * 6 times, fastening last chain to 3d picot of last ring made; 4 double knots, picot, 4 double knots, fasten to 2d picot of last ring; (4 double knots, picot, 4 double knots, fasten to next picot) twice; 4 double knots, ring fastened to picot of center ring; (4 double knots, picot, 4 double knots, ring fastened to previous ring) twice; 4 double knots, ring, (4 double knots, picot, 4 double knots, ring fastened to previous one) twice; 4 double knots, picot, 4 double knots, fasten to 3d picot of last ring made, 4 double knots, picot, 4 double knots, fasten to 2d picot of same ring; (4 double knots, picot, 4 double knots, fasten to next picot) twice; 4 double knots, picot, 4 double knots, ring fastened to two rings; (4 double knots, picot, 4 double knots, ring) 3 times. Continue with chains as for first half.

Tatted Alphabet continued in a forthcoming issue

New Hardy Chrysanthemum Hybrids

When planting this month for color in the perennial border next October, do not overlook the fine possibilities of the new Korean hybrid chrysanthemums.

The Koreans, which are the newest thing in early and yet thoroughly hardy chrysanthemums, are leaping into popularity. Gardeners everywhere are trying them and then, delighted with the result, are purchasing all they can use.

Order the named varieties if you are planning a border in any special combination of colors. Many are now available, including some splendid brand-new ones. Some are like brilliantly colored daisies. Others have long pointed petals like

gerberas. Still others are semi-double or completely double. The blossoms range from an inch and a half to four inches in diameter. The glorious color range includes everything from pure white to deep crimson. There are shell pinks, pale and deep orchids, rose, carmine and crimson as well as yellow, gold, orange and rust, with beautiful blends of two colors in some of the varieties.

Some Korean hybrids begin to bloom as early as the middle of August. Others are so frost resistant that they will keep on blooming after a freeze which causes ice to form in the hearts of the flowers.

Clean!
...not "half clean"

Bon Ami Cake
removes dirt and film
...polishes as it cleans

Don't do a half-way job when you clean windows. Bon Ami Cake is easy to use . . . quick . . . and thorough! Rub it on. Wipe it off. Off comes dirt and greasy film. The glass is not only crystal clear but actually sparkling—for you polish as you clean with Bon Ami. That's why Bon Ami is the most popular window cleaner sold in America today. Thousands of women have proved there's simply nothing like it for windows and mirrors—as well as many other things. You, too, will find it does a better job. Try it.

Bon Ami

the best cleanser for windows and mirrors

HOME ARTS

MAY
1937

NEEDLECRAFT

TEN
CENTS



Attractive Gift Things for the Newest Juniors
Bazaar Items -- Beauty -- Food Talk

HOME ARTS

SEPTEMBER
1937

NEEDLECRAFT

TEN
CENTS



Braid Stitch Embroidery

Concluded from page 5

and a nice wood brown, all of which may be used with most living-room furnishings. Unbleached knitting cotton was used for the stitchery and the edge turned on the right side and held with

upholstery fringe in the same creamy tone.

Linen, also closely woven but lighter in texture, was used for the luncheon set (No. 37-11-2) and a white twisted cotton used for the stitchery. Edges are finished with three-eighths inch hems.

The chair back will also be found useful as a mat on a living-room table and the runner of the luncheon set may also be made of the colored sail cloth and used in the living room.

Stuffed to Make for Christmas Bazaar Tables

Concluded from page 8

each leg and three-fourths inch from one end bend sharply at right angles. Cut a layer of cotton two and one-half by six inches, wrap around cardboard tube once, hold the wires against it, one on each side, with bent angles flush with same end, and continue to wrap cotton as smoothly as possible. Fold back leg strip one-half inch on each long edge, to exact length of leg support, wrap as closely as possible and sew.

Foot: Cover a two and one-half inch cardboard circle to match body. Center leg on uncovered side and mark where wires come on each side of leg. Pierce

cardboard with scissors or awl at these points, insert leg wires from covered side, bending them close to cardboard on inside and sew securely to mount at angles. Then sew leg cover to base. Cover a second two and one-half inch circle and slip-stitch edges together to form a firm foot foundation. Make second leg in same way and pin them in place at opposite sides of gusset. Insert long leg wires through gusset at these places, bend to conform to lengthwise shape of body and sew wire to it securely. Place second leg directly opposite first, then turn in body opening and overcast together. "Husband's" legs are finished with an inch wide band of black next the body.

Overlap the feet sufficiently at center to stand erect and catch the edges together.

Eyes may be made of flat green felt patches, buttonholed in place, or white beads may be used instead.

Tatted Alphabet

Concluded from September issue

M—*Make a ring of (4 double knots, picot) 3 times, 4 double knots, close; 4 double knots, picot, 4 double knots; repeat from * 3 times; ring, 3 double knots, ring, 2 double knots, ring (unattached), 3 double knots, ring (joined to previous), 4 double knots, fasten to last picot of chain on first part of letter, 4 double knots, fasten to 3d picot of last ring made, 4 double knots, picot, 4 double knots; ring of 4 double knots, picot, 4 double knots, close; 4 double knots, picot, 4 double knots, leave space for fastening picot, 4 double knots, picot, 4 double knots, ring (fastening 1st picot to space left on chain), 4 double knots, picot, 4 double knots, ring (joined to previous ring); 2 double knots, ring (unattached), 4 double knots, ring (joined to previous), 4 double knots, fasten to last picot on middle chain portion, 4 double knots, (ring, 4 double knots, picot, 4 double knots) 4 times, fastening last chain to 3d picot of last ring made; (4 double knots, picot, 4 double knots, fasten to next picot) 6 times, 4 double knots, picot, 4 double knots, ring (fastening 1st picot to end picot of 2d standard of letter, 2d picot to 3d picot of middle section), (4 double knots, picot, 4 double knots, picot, 4 double knots, fasten in next picot) twice, (4 double knots, picot) twice, 4 double knots, ring, (4 double knots, picot) twice, 4 double knots, fasten in next picot, (4 double knots, picot) twice, 4 double knots, ring (fastening 1st picot to middle portion, 2d to 1st standard). Continue with chains down side of letter as for the other side.

N—*Make a ring of (4 double knots, picot) 3 times, 4 double knots, close; 4 double knots, picot, 4 double

knots; repeat from * 3 times; ring, 3 double knots, ring, 1 double knot, ring (unattached), 4 double knots, ring (joined to previous), (4 double knots, picot, 4 double knots, ring) 4 times; 4 double knots, picot, 4 double knots, leave small space, then repeat the chain, ring (fastening 1st picot to space on chain, 2d to picot of previous ring), (4 double knots, picot, 4 double knots, ring) 6 times, (4 double knots, picot, 4 double knots, fasten in next picot) 6 times, 4 double knots, fasten in last picot on right standard of letter, 1 double knot, fasten to 1st picot on cross-arm, 4 double knots, fasten to next picot, (4 double knots, picot, 4 double knots, fasten to next) 4 times; 4 double knots, picot, 4 double knots, leave small space, and repeat the chain, ring (fastening 1st picot to space on chain, 2d picot to picot on cross-arm, 3d to picot on left standard. Continue with chains to starting point.

O—*Make a ring of (4 double knots, picot) 3 times, 4 double knots, close; (4 double knots, picot) twice, 4 double knots; repeat from * 5 times; (ring, 4 double knots, picot, 4 double knots) 4 times; 5 rings and chains as at first; 4 rings and chains as at other side of letter (19 rings), fasten 3d picot of last ring to 1st picot of first ring made, and fasten off. Attach thread to picot on inside opposite starting point, and continue in same direction as at first with (2 double knots, picot, 2 double knots, fasten in next picot) 6 times, (3 double knots, picot, 3 double knots, fasten in next picot) 4 times, (2 double knots, picot, 2 double knots, fasten in next picot) 5 times, (3 double knots, picot, 3 double knots, fasten in next picot) 4 times; fasten off.

P—* Ring of (4 double knots, picot) 3 times, 4 double knots, close; 4 double knots, picot, 4 double knots; repeat from * 5 times; ring, (4 double knots, picot) twice, 4 double knots; 3 rings and chains as at first; ring, (4

Continued on page 23



"I am an enthusiastic user of Bon Ami because... I don't like housework,"

writes MRS. BEACH of MONTCLAIR, N.J.

... she continues, "I like Bon Ami for the kitchen sink, not only because it cleans better and quicker but because I can clean the rest of the kitchen with it at the same time. With very few extra motions the stove is shining, the tables are clean, the window sills free from dust, and the windows gleaming—all because I started using Bon Ami in the first messy job of cleaning the pans and sink and just kept right on going."

See for yourself what a quick, thorough worker Bon Ami is. How it leaves bathrooms as well as kitchens smooth and gleaming. How it saves time because it polishes as it cleans. How it saves your hands—nothing harmful in this scratchless cleanser! These are the reasons why so many women use only BON AMI.



Bon Ami
saves time... saves work

"hasn't scratched yet!"

Continued from page 9

double knots, picot) twice, 4 double knots; 2 rings and chains as at first; ring, (4 double knots, picot) twice, 4 double knots; 2 rings and chains as at first, ring, fastening 3d picot into the 4th ring, counting from starting point; 4 double knots, fasten in next picot; then chains of 4 double knots, picot, 4 double knots to starting point. Attach thread to picot of last ring made, and working toward right, (3 double knots, picot, 3 double knots, fasten in next picot) twice, 2 double knots, picot, 2 double knots, fasten in next, (3 double knots, picot, 3 double knots, fasten) twice, 2 double knots, picot, 2 double knots, fasten, (3 double knots, picot, 3 double knots, fasten) 3 times, 2 double knots, picot, 2 double knots, fasten, (3 double knots, picot, 3 double knots, fasten) twice, 2 double knots, picot, 2 double knots, fasten off.

Q—Make main structure as for letter O. Attach thread to lower picot of last double-picot chain at lower right, make a chain of 2 double knots, ring, fastening 1st picot to upper picot of same chain, 4 double knots, picot, 4 double knots, ring (fastening to previous one), 4 double knots, picot, 4 double knots, fasten to 3d picot of last ring made, 4 double knots, picot, 4 double knots, fasten to 2d picot of ring, (4 double knots, picot, 4 double knots, fasten in next picot) twice.

R—Make structure as for letter P. Attach thread to picot of chain between 2 last rings made, 3 double knots, ring (fastening 1st picot to next to last ring made, 2d picot to next chain picot), (4 double knots, picot, 4 double knots, ring) 3 times; 4 double knots, fasten to 3d picot of last ring made, (4 double knots, picot, 4 double knots, fasten in next picot) 4 times.

S—Make a ring of (4 double knots, picot) 3 times, 4 double knots, close; (4 double knots, picot) twice, 4 double knots; (ring, 4 double knots, picot, 4 double knots) twice; * ring, (4 double knots, picot) twice, 4 double knots; repeat from * 3 times; (ring, 3 double knots, picot, 3 double knots) 3 times; ring, 2 double knots, picot, 2 double knots; (ring, 3 double knots, picot, 3 double knots) twice; * ring, (4 double knots, picot) twice, 4 double knots; fasten in 3d picot of last ring made; 4 double knots, picot, 4 double knots, fasten in next picot; (4 double knots, picot, 4 double knots, picot, 4 double knots, fasten in next picot) twice; (4 double knots, picot, 4 double knots, fasten in next picot) 3 times; (4 double knots, picot, 4 double knots, fasten in next picot) 4 times; (3 double knots, picot, 3 double knots, fasten in next picot) 3 times; (2 double knots, picot, 2 double knots, fasten in next picot, 3 double knots, picot, 3 double knots, fasten in next picot) twice; (3 double knots, picot, 3 double knots, fasten in next picot) twice; 2 double knots, picot, 2 double knots, fasten in next picot; 3 double knots, picot, 4 double knots, fasten in next picot; (4 double knots, picot) twice, 2 double knots, fasten off.

T—* Make a ring of (4 double knots, picot) 3 times, 4 double knots, close; 4 double knots, picot, 4 double knots; repeat from * 4 times; ring, 4 double knots, ring (unattached); 4

Do You Want A Baby?



HUNDREDS upon hundreds of women from Coast to Coast, formerly childless for years from functional sterility, and even often told they could never have children ARE NOW PROUD AND HAPPY MOTHERS from knowledge and use of a simple home method—details of which I send FREE on request. Parents are admittedly far happier, healthier, more contented, more prosperous and actually live longer as a class than childless couples! A baby gives the real home spirit and ties a husband and wife in truest enduring love and mutual interests. The majority of discontented, unhappy marriages are those of childless couples.

GET THIS KNOWLEDGE FREE!
During my 36 years of practice in functional conditions of women I developed this home method, which is described in my illustrated treatise sent FREE ON REQUEST. It discusses many subjects relating to the female organs and tells how you too may combat your troubles as thousands of others have who reported arrival of babies after being childless for years, and report as well satisfactory relief from the various female troubles amenable to correction by this home method. **DR. H. WILL ELDERS, 7th & Felix Sts., Suite 1525-M, St. Joseph, Missouri.** (10 sept. 1936)

WAKE UP YOUR LIVER BILE—

Without Calomel—And You'll Jump Out of Bed in the Morning Rarin' to Go

The liver should pour out two pounds of liquid bile into the food you swallow every day. If this bile is not flowing freely, your food doesn't digest. It just decays. Gas bloats up your stomach. You get constipated. Your whole system is poisoned and you feel sour, sunk and the world looks punk. A mere movement of the doctor gets at the cause. It takes those good old Carter's Little Liver Pills to get these two pounds of bile flowing freely and make you feel "up and up." Harmless, gentle, yet amazing in making bile flow freely. Ask for Carter's Little Liver Pills by name. Stubbornly refuse anything else. 26¢ at all drug stores.

Help Kidneys Don't Take Drastic Drugs

Your Kidneys contain 9 million tiny tubes or filters which may be endangered by neglect or drastic, irritating drugs. Be careful. If functional disorders of the Kidneys or Bladder make you suffer from Getting Up Nights, Nervousness, Leg Pains, Circles Under Eyes, Dizziness, Backache, Swollen Joints, Excess Acidity, or Burning Passages, don't rely on ordinary medicines. Fight such troubles with the doctor's prescription Cystex. Cystex starts working in 3 hours and must prove entirely satisfactory in 1 week, and be exactly the medicine you need or money back is guaranteed. Telephone your druggist for Cystex (Sister's) today. The guarantee protects you. Copr. 1937 The Knox Co.

CANDLEWICK BOOK 10¢

So simple--easy and fascinating
This new book with its 24 handsomely illustrated pages brings you the finest examples of this delightful old Colonial art. Scores of alluring designs, each with instructions for making, beckon your fingers to add attractive accessories to your home. Bedspreads, Luncheon Sets, Pillows, Bathroom Rugs, Table Mats, etc. will so easily and quickly make. Send only 10¢ (in Canada 15¢) for Virginia Snow's new book of Candlewick Crochet. (Sister's) today.

VIRGINIA SNOW STUDIOS
Dept. 493-A ELGIN, ILL.

DEXTER CANDLEWICK TUFTING YARN

READ IN COMFORT
Holds any size book or magazine comfortably in bed or chair. No eye or body strain. Ideal for readers, invalids, students. Guaranteed. Green, brown, ivory. Only \$3.50, with lamp \$6. (Post-paid.) Dept. and book stores or order direct. Ponten Mfg. Co., 1415 W. 5th St., Berkeley, California.

PONTEN READING STAND

JOIN EMBROIDERY GUILD
No Membership Fee. Buy stamped goods and all accessories for embroidery direct from manufacturer at wholesale prices. Also opportunity for a few women to earn extra money. Business sheet, brass craft, etc. Send now for FREE catalog. EMBROIDERY GUILD, Dept. 205, 740 Broadway, New York, N.Y.

FREE book on ARTCRAFT

How to decorate burnt wood stencils, glorified glass, plaques, Burgess modeling sheet, brass craft, etc. or profit or gifts. Write for catalog HA 11.

THAYER & CHANDLER, 910 W. VAN BUREN ST., CHICAGO

STOPPED IN A HURRY BY D.D.D.


Are you tormented with the itching tortures of eczema, rashes, athlete's foot, eruptions, or other externally caused skin afflictions? For quick and happy relief, use cooling, antiseptic, liquid **D.D.D. PRESCRIPTION**. Greaseless and stainless. Soothes the irritation and swiftly stops the most intense itching. A 35¢ trial bottle, at drug stores, proves it—or money back.

double knots, picot, 4 double knots; ring (fastened to previous ring); (4 double knots, picot) twice, 4 double knots, fasten in 3d picot of last ring made; (4 double knots, picot, 4 double knots, fasten in next picot) twice, 4 double knots, picot, 4 double knots, ring (fastening 1st picot to previous ring, 2d picot in end picot of main standard); (4 double knots, picot, 4 double knots, ring—fastened to previous ring) twice; 4 double knots, picot, 4 double knots, fasten to 3d picot of last ring made; continue to starting point as on opposite side.

U—*Make a ring of (4 double knots, picot) 3 times, 4 double knots, close; 4 double knots, picot, 4 double knots; repeat from * 5 times; ring, (4 double knots, picot) twice, 4 double knots; (ring, 4 double knots, picot, 4 double knots) twice; ring, (4 double knots, picot) twice, 4 double knots; (ring, 4 double knots, picot, 4 double knots) 7 times, fastening in 3d picot of last ring made; (4 double knots, picot, 4 double knots, fasten in next picot) twice; (3 double knots, picot, 3 double knots, fasten in next picot) 5 times; 2 double knots, picot, 2 double knots, fasten in next picot) 4 times; continue to starting point as on opposite side.

V—*Make a ring of (4 double knots, picot) 3 times, 4 double knots, close; chain 4 double knots, picot, 4 double knots; repeat from * 5 times; 4 double knots, ring as before, 1 double knot, ring as before, but do not attach to anything; 4 double knots, and continue as for opposite side; 4 double knots, picot, 4 double knots, fasten in 3d picot of last ring made; (4 double knots, picot) twice, 4 double knots and fasten in 2d picot of same ring; continue with chain of 4 double knots, picot, 4 double knots, joining to picot of next ring, until joining to lower ring has been made; then (4 double knots, picot) twice, 4 double knots, and make a ring of 5 double knots, fasten to end picot of last ring, 4 double knots, fasten to end picot of opposite ring, 5 double knots, close; (4 double knots, picot) twice, 4 double knots, fasten to 2d picot of last ring joined; continue as on other side and fasten off.

W—*Make a ring of (4 double knots, picot) 3 times, 4 double knots, close; 4 double knots, picot, 4 double knots; repeat from * 3 times; ring, 4 double knots, ring, 1 double knot, ring (unattached); 4 double knots, fasten in last chain picot, 4 double knots, ring (fastened to previous one); 4 double knots, picot, 4 double knots, ring (unattached); this is at center; 4 double knots, picot, 4 double knots, ring (unattached); 4 double knots, picot, 4 double knots, ring (fastened to previous one); 1 double knot, ring, 4 double knots, ring; 4 double knots, fasten in chain picot in last part of middle section, 4 double knots; ring, (4 double knots, picot, 4 double knots, ring) 3 times; 4 double knots, picot, 4 double knots, fasten in 3d picot of last ring made; (4 double knots, picot, 4 double knots, fasten in next picot) 6 times; 4 double knots, picot, 4 double knots, ring with 1st picot fastened to previous ring, 2d in 3d picot of last ring in middle section; 4 double knots, picot, 4 double knots, fasten in 3d picot of last ring made; 4 double knots, picot, 4 double knots, fasten in 2d picot of ring of middle section; 4 double knots, picot, 4 double knots, fasten in next picot of same ring; ring (of 4 double knots, fasten in closing of center ring, 4 double knots, fasten in 3d picot of next ring); 4 double knots, fasten in 2d picot of same ring; 4 double knots, picot,



the thread makes the spread

Here is the newest and loveliest Filet-Crochet Bedspread. Truly, a work of art, yet so cleverly designed that you yourself can create it at a surprisingly small cost. In justice to the skill and time involved in the making of so precious a piece of needlework, it is most important that you select the proper thread... Use D·M·C Thread. Beautify your home permanently by using D·M·C Threads on all your Art-Needlework. They are even... strong... color fast. The D·M·C label is a positive symbol of quality unsurpassed. D·M·C Corp., 17 E. 22, New York, N. Y.

FREE! Send stamped self-addressed envelope for leaflet No. 12-C with full instructions for crocheting this new bedspread.

HIGHEST QUALITY ART NEEDLEWORK THREADS

DMC

Maternity STYLE BOOK FREE...

JANE BRYANT Maternity clothes enable you to dress stylishly during all stages of maternity—and after baby comes as well. Designed to conceal condition and to provide for expansion. Latest styles in Dresses and Corsets. Also apparel for baby. Send coupon for FREE Book.

JANE BRYANT
NEW YORK

Address Dept. 71
Fifth Avenue at 39th Street, New York, N. Y.
Please mail free copy of your Style Book (71)

Name.....
Address.....
Town..... State.....

SAVE UP TO 50% 708 samples scientifically tested. Up to the minute Fashion Book, with cover you will cherish. Valuable gifts Free. Woolworth Side.

YARN FREE
Royalsan Yarns Dept. F, N. Y. City

YARNS
For Rugs and Hand-Knitting at bargain prices. Samples and knitting directions FREE. BARTLETT YARN MILLS, Box A, HARMONY, MAINE

Try a VEGETABLE LAXATIVE

What a Difference!

If you think all laxatives act alike... just try the ALL-VEGETABLE laxative, Nature's Remedy (NR Tablets)... so mild, thorough, refreshing and invigorating. Dependable relief for sick headaches, bilious spells and that tired-out feeling, when caused by or associated with constipation. Without Risk get a 25c box of NRs from any druggist. Use for one week; if you are not more than pleased, return the box and we will refund the purchase price. That's fair. Try it — NR Tonight — Tomorrow Alright.

Nature's Remedy
25c. U.S. Mfg. Corp.
NR TABLETS NR

Concluded on page 31

Concluded from page 23

4 double knots, fasten in 2d picot of first ring made for middle section; 4 double knots, picot, 4 double knots, ring with 1st picot fastened in 3d picot of ring in middle section, 2d in end picot of standard; 4 double knots, picot, 4 double knots, fasten in 3d picot of ring just made; 4 double knots, picot, 4 double knots, fasten in next picot, and continue to starting point.

X—Begin at the center with a ring of 2 double knots, picot, (4 double knots, picot) 3 times, 2 double knots, close and fasten off. Make a ring of (4 double knots, picot) 3 times, 4 double knots, fastening 1st picot in a picot of center ring; (4 double knots, picot, 4 double knots, ring like one just made—fastened to previous one) 3 times; 4 double knots, picot, 4 double knots, fasten in 3d picot of ring last made, 4 double knots, picot, 4 double knots, fasten in 2d picot of same ring; (4 double knots, picot, 4 double knots, fasten in next picot) 3 times; 4 double knots, ring, fastening into another picot of first ring made. Continue as for the first arm until four arms are made, with 4 double knots between arms at sides and 2 double knots between arms above and below center.

Y—*Make a ring of (4 double knots, picot) 3 times, 4 double knots, close; 4 double knots, picot, 4 double knots; repeat from * twice; ring, 2 double knots, ring (fastened to previous one); (4 double knots, picot, 4 double knots, ring)

3 times; (4 double knots, picot) twice, 4 double knots, fasten in 3d picot of last ring made; (4 double knots, picot, 4 double knots, fasten in next picot) 3 times; 4 double knots, fasten in picot of first ring on angle; 2 double knots, ring (fastened in same picot of standard as first ring on other angle); 4 double knots, ring; (4 double knots, picot, 4 double knots, ring) twice; 4 double knots, picot, 4 double knots, fasten in 3d picot of ring last made; (4 double knots, picot) twice, 4 double knots, fasten in next picot; (4 double knots, picot, 4 double knots, fasten in next picot) 3 times; 2 double knots, fasten in next; continue as for other side.

Z—*Make a ring of (4 double knots, picot) 3 times, 4 double knots, close; 4 double knots, picot, 4 double knots; repeat from * 3 times; ring, (4 double knots, picot) twice, 4 double knots, fasten in 3d picot of ring last made; 4 double knots, picot, 4 double knots, ring (fastening 1st picot in 2d picot of previous ring); (4 double knots, picot, 4 double knots, ring) 5 times; 4 double knots, ring (unattached); (4 double knots, picot, 4 double knots, ring) 3 times; 4 double knots, picot, 4 double knots, fasten in 3d picot of last ring; (4 double knots, picot, 4 double knots, fasten in next picot) 4 times; 4 double knots, picot, 4 double knots, ring (fastening 1st picot in end picot of arm, 2d picot in end picot of cross standard); (4 double knots, picot) twice, 4 double knots, fasten in 3d picot of last ring made; (4 double knots, picot, 4 double knots, fasten in next picot) 6 times; 4 double knots, fasten in next; make chains of 4 double knots, picot, 4 double knots to starting point.

FIRESIDE WEATHER

BY INEZ CULVER CORBIN

This is fireside weather
Now November's here.
Maple trees are thinning,
Downy flakes appear,
Sharp winds that tingle;
Warmth and cheer inside—
Chairs drawn together,
Cushioned deep and wide.

Time to get acquainted,
Time for books and friends,
Embroideries and patchwork,
Firelight that blends—
Gentle talk and laughter,
Cups of steaming tea,
Sandwiches and cookies
When there's company.

Thoughts that run like magic,
Great adventures planned
Over tiny teacups,
Hearts that understand
Travel far together,
When the frosts begin
This is fireside weather—
Come and walk right in!

Concluded from page 25

11th decrease round. *Knit 24, knit 25th and 26th stitches together, and repeat around. Knit 2 inches even.
12th decrease round. *Knit 23, knit 24th and 25th stitches together, and repeat around. Knit 2 inches even.
13th decrease round. *Knit 22, knit 23d and 24th stitches together, and repeat around. Knit 2 inches even.
14th decrease round. *Knit 21, knit 22d and 23d stitches together, and repeat around. Knit 1 inch even.
15th decrease round. *Knit 20, knit 21st and 22d stitches together, and repeat around. Bind off.
Using a No. 5 crochet hook work 3

rows of double crochet around bottom of skirt, and 4 rows around waist.

To make the beading for elastic—fasten at base of last row of doubles, chain 5, miss 4 or 5 stitches and fasten in 1st row of doubles, chain 5 and repeat.

THE BELT—Crochet a chain of length desired. Make a double crochet in the 2d stitch from hook, continue with 1 double in each stitch of chain to last stitch, 2 doubles in end stitch, double in each stitch on other side of chain. Work 2 more rows of doubles around (both sides of belt). Then 1 row of trebles, and another row of doubles, and fasten off. Finish belt with a buckle, either plain or covered with crochet.

Concluded from page 16

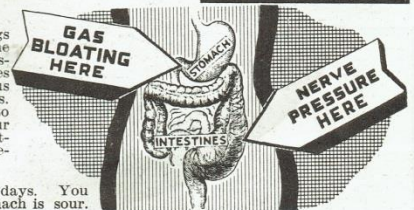
findings, and trimmings represent one-third of the value of the finished garment; the style, one-third; and your workmanship, cutting, fitting, and finishing, one-third—you will select the style more deliberately, buy

more to your purpose, and have greater inspiration for the actual work you do.

There is a good fabric in good design and texture at the price you can afford—hunt for it and for a style that enhances the fabric. Then give both your very best in time and sewing skill.

What Two Things Happen When You Are Constipated?

When you are constipated two things happen. **FIRST:** Wastes swell up the bowels and press on nerves in the digestive tract. This nerve pressure causes headaches, a dull, lazy feeling, bilious spells, loss of appetite and dizziness. **SECOND:** Partly digested food starts to decay forming **GAS**, bringing on, sour stomach (acid indigestion), and heartburn, bloating you up until you sometimes gasp for breath.



Then you spend many miserable days. You can't eat. You can't sleep. Your stomach is sour. You feel tired out, grouchy and miserable.

To get the complete relief you seek you must do **TWO** things. 1. You must relieve the **GAS**. 2. You must clear the bowels and **GET THAT PRESSURE OFF THE NERVES**. As soon as offending wastes are washed out you feel marvelously refreshed, blues vanish, the world looks bright again.

There is only one product on the market that gives you the double action you need. It is **ADLERIKA**. This efficient carminative cathartic relieves that awful **GAS** at once. It often removes bowel congestion in half an hour. No waiting for overnight relief. **Adlerika** acts on the stomach and both bowels. Ordinary laxatives act on the lower bowel only.

Adlerika has been recommended by many doctors and druggists for 35 years. No griping, no after effects. Just **QUICK** results. Try **Adlerika** today. You'll say you have never used such an efficient intestinal cleanser.

WARNING!

All **REPUTABLE DRUG-GISTS** know that **Adlerika** has no substitute. Always **DEMAND** the genuine.




FREE **CLIP COUPON NOW!**

Adlerika Co., Dept.—H-A-N-11-7, St. Paul, Minn.
Gentlemen: Send without obligation your **FREE** Trial Size of **Adlerika**. Limit one to a family. (Offer good in U. S. only.)
Sold in Canada by leading druggists

Name
Address
City State

Adlerika
MORE THAN A LAXATIVE



Your Choice
50x50
or
50x70
\$ 1⁹⁸

Moravian Cloth and Napkins

No. 1833N. Moravian Cloth ready made in your choice 50 inches square or 50x70 inches. Stamped for black silhouette ship design, \$1.98. Floss, 10 cents. Napkins (12 inch), 20 cents each. Floss, 3 cents. Send your order to

NEEDLECRAFT COMPANY, Augusta, Maine

HOME ARTS

NOVEMBER
1937

NEEDLECRAFT

TEN
CENTS



© M. Leigh Martin, 2018

This PDF was created from Copyright free material from: “Needlecraft: The Home Arts”, April, 1927
“Needlecraft: The Home Arts”, May 1927
“Needlecraft: The Home Arts”, Sept. 1927
“Needlecraft: The Home Arts”, Nov. 1927

You may share this file freely, but you may not sell it, or include it on a DVD for the purpose of selling it. Please leave the copyright notice intact so that others may also find the source material if needed. I run a free bibliography information service at: www.SomethingUndertheBed.com My catalog is far from complete, but I keep adding to it steadily. If you don't see what you need, please ask. I simply may not have gotten to that yet. I started it so that anyone interested in various craft disciplines can find the published materials that interest them. The magazine catalogs are the backbone of this project. If you have materials to donate or sell, you can reach me through the website, where the most current contact information will be available. My contact information now:

M. Leigh Martin
609 Applecross Dr.
Cary, NC 27511
USA
(919)377-2909
e-mail: akamoraih@gmail.com